

Installation / Operation Manual

60 Hz Analog fMRI Eyetracker Camera



Resonance Technology, Inc.

www.mrvideo.com

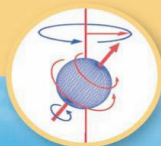
Tel. (818) 882-1997

18121 Parthenia Street, Northridge, California 91325, USA

1. Table of Contents


	Page(s)
Safety Instructions.....	3-5
60 Hz Analog Eyetracker Camera Use General Information.....	6
Eyetracker Camera Technical Information.....	7
Arrington Research ViewPoint Software Eyetracker Flow Diagram.....	8

Warning: This document contains proprietary information that is protected by copyrights. All rights are reserved. No part of this document may be photocopied or reproduced without prior written consent of Resonance Technology, Inc




2. Safety Instructions

2.1 Use Restrictions





Warning: Eye Disease/Eye Injury/Glaucoma	
Information: System Shelf Life	
	The 60 Hz Analog Eyetracker Camera comes with a 1 year warranty and a shelf life of 2-years from the installation day. RTC recommends maintenance service for this 60 Hz Analog Eyetracker Camera every 6 months after the 1-year period.

2.2 Warnings for the MRI Room

Warning: MRI Environment Hazards	
	Installation of materials inside the MRI suite must be done with extreme caution and only by authorized personnel. Care must be taken to keep ferromagnetic materials such as tools, filter plates, screws, etc at least three meters away from the energized magnet. Absolutely no work should be done near the filter panel when a scan is in progress.
<p>For questions regarding this installation manual, RTC technical support staff may be reached Monday through Friday 8 a.m. to 5 p.m. , Pacific Standard Time at (818) 882-1997, or by email at Olivia@mrivideo.com</p> <p>Resonance Technology, Inc. will not be held liable for any injuries or property damage, which may occur as the result of improper use or installation of this product. By agreeing to this notice, users certify that they are familiar with basic safety procedures in an MRI room environment and that they have read and understand this warning.</p> <p>Only system components explicitly designated for use in the MRI suite should be placed inside the MRI suite. Components not designated for use inside the MRI suite may present a projectile hazard, causing bodily serious injury, damage, or death. Please refer to the installation block diagram to determine which components belong inside the MRI suite.</p>	








2.3 Warnings for Using Electronic Equipment

Warning: Electric Shock	
	Failure to observe all operating and maintenance instructions may cause damage to this product and may result in property damage and/or injury or death from electric shock, fire, or other cause.
Warning: Do Not Disassemble This Product	
	Only RTC trained and authorized personnel should perform all required service for this product. Failure to comply may result in property damage, injury and/or death from electric shock, fire, or other cause.
Warning: Avoid Exposing This Product to Extreme Weather Conditions	
	This product may be damaged by high temperatures due to direct sunlight or by mechanical shock such as dropping this product. Do not expose this product to rain or extreme moisture.
Warning: Unplug This Product When Not In Use For Long Times	
	Always unplug this product when not in use for extended periods of time or during MRI maintenance.



2.4 Labels Used to Indicate Device Safety

Type BF Applied Part	
	Devices that have conductive contact with the patient, or have applied parts that are fixed in medium or long term contact with the patient.
User's Attention Required	
	User should read the user manual for more information.
MR Safe Device	
	Device considered safe for use anywhere inside the magnet room.
MR Conditionally Safe Device	
	Device considered safe in the MR room under certain conditions .
MR Unsafe Device	
	Device considered unsafe to be used in the MR room.




2.5 60 Hz Analog Eyetracker Camera Use General Information

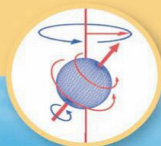
The following 60 Hz Analog Eyetracker Camera materials checklist is included for convenience and verification purposes:

RTC Part Number	Quantity	Items Descriptions
		Main Items:
RTC-650-050-005-000	1	MRI 60 Hz Analog Eyetracker Camera(for Transducer unit) With Aluminum Base Mounting Plate
RTC-EYT	1	Installation / Operation Manual (this manual)

2. Eyetracker Components For Installation



Picture 1. Digital eyetracker components



3.0 Eyetracker Camera Technical Information



Resolution: 320 X 240

Speed: 60 Hz

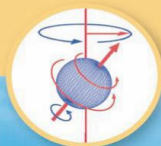
Temporal Resolution: Less than 1 degree

Video Format: NTSC composite video output

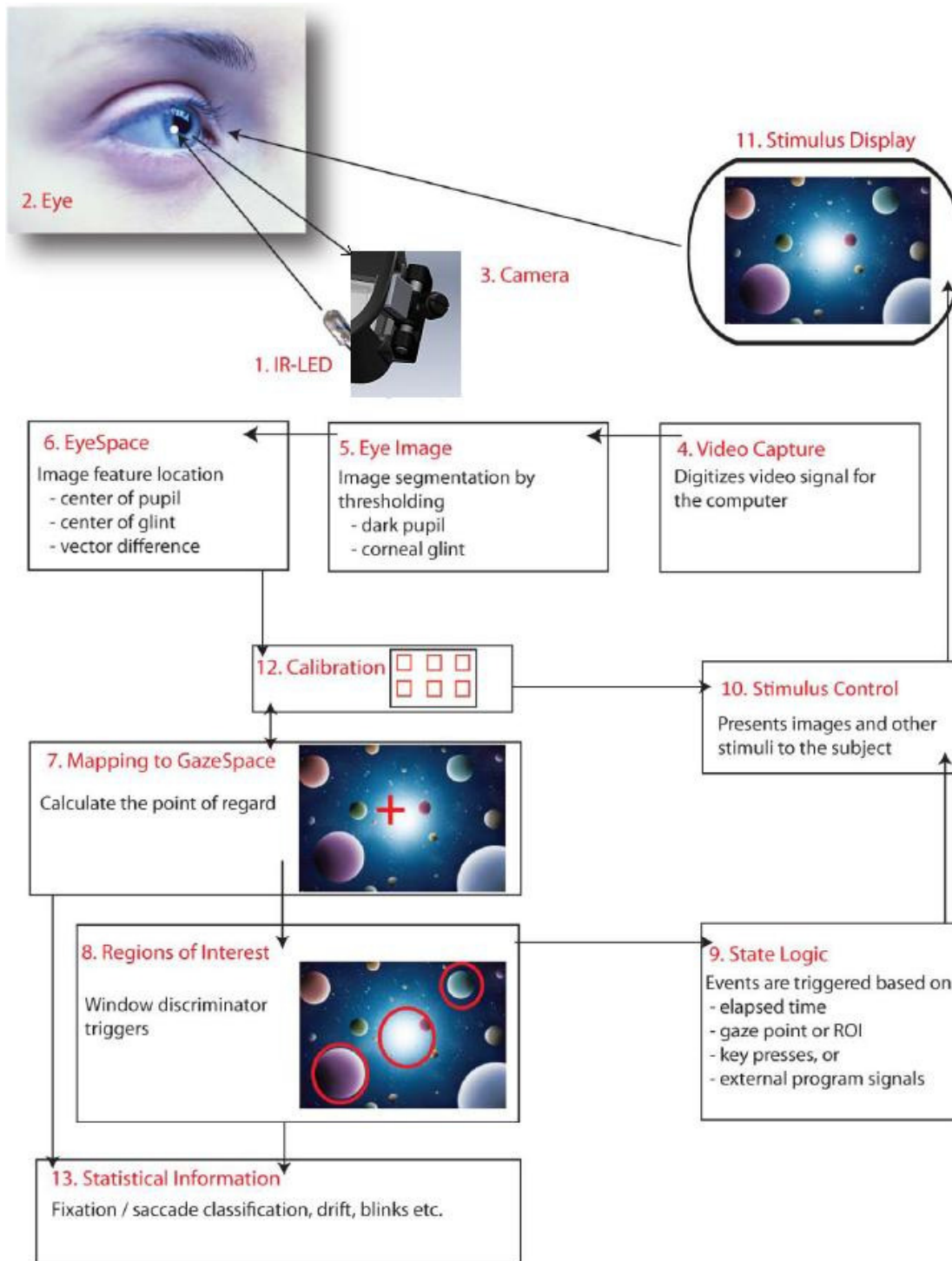
Illumination Type: IR mounted on camera

To read the complete user manual for this eyetracker camera do the following:

1. Open the **ViewPoint** program on your desktop.
2. On the menu, go to **HELP**.
3. On the Help menu go to **DOCUMENTATION**.
4. Open the ViewPoint **user manual** file to find your information.



Arrington Research ViewPoint PC60 Eyetracker Flow Diagram:



If you have any questions please contact Resonance Technology, Inc. at (818)882-1997 or email us at Olivia@mrivideo.com.

